




Oilfield Hoses

ROTARY VIBRATOR HOSE 7500PSI

API-7K GRADE E 7500PSI SWAGE-ON AND VOLCANISED COUPLING



INNER DIAMETER		OUTER DIAMETER		WORKING PRESSURE		MIN BEND RADIUS	WEIGHT
Inch	mm	Inch	mm	PSI	Bar	mm	Kg/m
2	51	3.4	87.5	7,500	517	900	12.0
2 ½	64	4.5	115	7,500	517	1200	22.3
3	76	5.2	131.8	7,500	517	1200	28.6
3 ½	89	5.8	146.8	7,500	517	1400	32.9
4	102	6.3	158.8	7,500	517	1400	35.8
5	127	8.7	220.0	7,500	517	1500	53.5

APPLICATION

Extreme light weight, flexible and durable design. For offshore and onshore rig, oil/water based drilling fluid. Flexible connection between standpipe and top drive/swivel or in between mud pump and stand pipe. Hose suitable for directional drilling, pressure pulse and elevated temperatures.

CONSTRUCTION

Tube : Hydrogenated nitrile. Oil, fuel, seawater, chemical resistance. Black

Reinforcement : Multiple layers high tensile steel cable and textile fabric

Cover : Neoprene, oil, UV, ozone, and abrasion resistance designed for harsh environment

Design : Working Pressure : 7,500PSI
 Test Pressure : 11,250PSI
 Burst Pressure : 18,750PSI

TEMPERATURE

-20°C to +121°C continuous service

FLEXIBILITY

FSL2

COUPLING

- Swage coupling with integral or welded ends such as hammer union, flanges, hubs
- Vulcanized (In-built) coupling with through (full) bore design with integral or welded end fitting

STANDARDS

- API (American Petroleum Institute) Spec 7K, ISO 6807
- ABS (American Bureau of Shipping) and DNV-GL (Det Norske Veritas)
- TYPE APPROVE/CDS

WARRANTY

18 months limited warranty on manufacturing defect.

ROTARY VIBRATOR HOSE 5000PSI

API-7K GRADE D 5000PSI SWAGE-ON AND VOLCANISED COUPLING



INNER DIAMETER		OUTER DIAMETER		WORKING PRESSURE		MIN BEND RADIUS	WEIGHT
Inch	mm	Inch	mm	PSI	Bar	mm	Kg/m
2	51	3.4	85.5	5,000	345	900	10.6
2 ½	64	4.1	103.7	5,000	345	1200	14.2
3	76	4.7	120.0	5,000	345	1200	18.3
3 ½	89	5.3	135.6	5,000	345	1400	22.4
4	102	5.9	148.6	5,000	345	1400	25.2
5	127	7.3	184.5	5,000	345	1500	43.0

RECOMMENDED

Offshore and Onshore Rig, oil/water based drilling fluid. Flexible connection between standpipe and top drive/swivel or in between mud pump and stand pipe. Hose suitable for directional drilling, pressure pulse and elevated temperatures.

CONSTRUCTION

Tube	: Modified Nitrile. Oil, fuel, seawater, chemical resistance. Black
Reinforcement	: Multiple layers high tensile steel cable and textile fabric
Cover	: Neoprene, oil, UV, ozone, and abrasion resistance designed for harsh environment
Design	: Working Pressure : 5,000PSI Test Pressure : 7,500PSI Burst Pressure : 12,500PSI

TEMPERATURE

-20°C to +121°C continuous service

FLEXIBILITY

FSL 2

COUPLING

- Swage coupling with integral or welded ends such as hammer union, flanges, hubs
- Vulcanized (In-built) coupling with through bore (full flow) design with integral or welded end fitting

STANDARDS


- API (American Petroleum Institute) Spec 7K, ISO 6807
- ABS (American Bureau of Shipping) and DNV-GL (Det Norske Veritas)
- TYPE APPROVE/CDS

WARRANTY

18 months limited warranty on manufacturing defect.

CEMENTING HOSE 15K

API-7K 15,000PSI SWAGE-ON AND VOLCANISED COUPLING



INNER DIAMETER		OUTER DIAMETER		WORKING PRESSURE		MIN BEND RADIUS	WEIGHT
Inch	mm	Inch	mm	PSI	Bar	mm	Kg/m
2	51	5.1	130.5	15,000	1,034	1600	17.9
2 ½	64	6.2	157.6	15,000	1,034	1600	30.6
3	76	6.9	175.6	15,000	1,034	1800	38.1

RECOMMENDED

Light weight, flexible and abrasion resistance design. For connection between cementing pump and cementing head for transfer of cement slurries at extreme high pressure. High abrasion resistance tube. Cover formulated to handle oil, abrasion and weather damages.

CONSTRUCTION

- Tube** : PTFE/Modified nitrile. Abrasion, heat and acid resistance. Black
- Reinforcement** : Multiple layers high tensile steel cable and textile fabric
- Cover** : Neoprene, oil, UV, ozone, and abrasion resistance designed for harsh environment
- Design** : Working Pressure : 15,000PSI
Test Pressure : 22,500PSI
Burst Pressure : 33,750PSI

TEMPERATURE

-20°C to +121°C continuous service

FLEXIBILITY

FSL 0

COUPLING

- Swage coupling with integral or welded ends such as hammer union, flanges, hubs
- Vulcanized (In-built) coupling with through (full) bore design with integral or welded end fitting

STANDARDS

- API (American Petroleum Institute) Spec 7K, ISO 6807
- ABS (American Bureau of Shipping) and DNV-GL (Det Norske Veritas)
- TYPE APPROVE/CDS

WARRANTY

18 months limited warranty on manufacturing defect.

CEMENTING HOSE 10K

API-7K 10,000PSI SWAGE-ON AND VOLCANISED COUPLING



INNER DIAMETER		OUTER DIAMETER		WORKING PRESSURE		MIN BEND RADIUS	WEIGHT
Inch	mm	Inch	mm	PSI	Bar	mm	Kg/m
2	51	4.5	115	10,000	689	1200	15.7
2 ½	64	6.2	157	10,000	689	1200	30.5
3	76	6.3	160	10,000	689	1500	34.8

RECOMMENDED

Light weight, flexible and abrasion resistance design. For connection between cementing pump and cementing head for transfer of cement slurries at extreme high pressure. High abrasion resistance tube. Cover formulated to handle oil, abrasion and weather damages.

CONSTRUCTION

- Tube** : PTFE/Modified nitrile. Abrasion, heat and acid resistance. Black
- Reinforcement** : Multiple layers high tensile steel cable and textile fabric
- Cover** : Neoprene, oil, UV, ozone, and abrasion resistance designed for harsh environment
- Design** : Working Pressure : 10,000PSI
 Test Pressure : 15,000PSI
 Burst Pressure : 22,500PSI

TEMPERATURE

-20°C to +121°C continuous service

FLEXIBILITY

FSL 0

COUPLING

- Swage coupling with integral or welded ends such as hammer union, flanges, hubs
- Vulcanized (In-built) coupling with through (full) bore design with integral or welded end fitting

STANDARDS

- API (American Petroleum Institute) Spec 7K, ISO 6807
- ABS (American Bureau of Shipping) and DNV-GL (Det Norske Veritas)
- Type Approved/CDS

WARRANTY

18 months limited warranty on manufacturing defect.

CHOKE & KILL HOSE 15K

API-16C 15,000PSI SWAGE-ON AND VOLCANISED COUPLING



INNER DIAMETER		OUTER DIAMETER		WORKING PRESSURE		MIN BEND RADIUS	WEIGHT
Inch	mm	Inch	mm	PSI	Bar	mm	Kg/m
2	51	5.1	129.5	15,000	1,034	1600	17.6
2 ½	64	6.2	157.5	15,000	1,034	1600	30.4
3	76	6.9	175.3	15,000	1,034	1800	37.8

RECOMMENDED

Flexible, light weight and durable design for offshore surface & subsea choke and kill system equipment utilized for drilling gas wells. High corrosion resistance and handles up to 20% H2S for 1 hour at rated working pressure.

CONSTRUCTION

- Tube** : PTFE/HNBR. H2S, oil, corrosion, chemical and heat resistance.
- Reinforcement** : Multiple layers high tensile steel cable and textile fabric
- Cover** : Neoprene. Fire, oil, UV, ozone, and abrasion resistance designed for harsh environment
- Design** : Working Pressure : 15,000PSI
Test Pressure : 22,500PSI
Burst Pressure : 33,750PSI

TEMPERATURE

-29°C to +121°C continues service

FLEXIBILITY

FSL3

COUPLING

- Swage coupling with integral or welded ends such as hammer union, flanges, hubs
- Vulcanized (In-built) coupling with through (full) bore design with integral or welded end fitting
- Coupling meets NACE MR0175

STANDARDS

- API (American Petroleum Institute) Spec 16C
- ABS (American Bureau of Shipping) and DNV-GL (Det Norske Veritas)
- Type Approved / CDS

OPTIONAL

Stainless steel Armor outer wrap

WARRANTY

24 months limited warranty on manufacturing defect.

CHOKE & KILL HOSE 10K

API-16C 10,000PSI SWAGE-ON AND VOLCANISED COUPLING



INNER DIAMETER		OUTER DIAMETER		WORKING PRESSURE		MIN BEND RADIUS	WEIGHT
Inch	mm	Inch	mm	PSI	Bar	mm	Kg/m
2	51	4.5	114	10,000	690	1600	15.6
2 ½	64	6.2	157	10,000	690	1600	30.4
3	76	6.4	164	10,000	690	1700	34.5

RECOMMENDED

Flexible, light weight and durable design for offshore surface & subsea choke and kill system equipment utilized for drilling gas wells. High corrosion resistance and handles up to 20% H₂S for 1 hour at rated working pressure.

CONSTRUCTION

- Tube** : PTFE/HNBR. H₂S, oil, corrosion, chemical and heat resistance.
- Reinforcement** : Multiple layers high tensile steel cable and textile fabric
- Cover** : Neoprene. Fire, oil, UV, ozone, and abrasion resistance designed for harsh environment
- Design** : Working Pressure : 10,000PSI
Test Pressure : 15,000PSI
Burst Pressure : 22,500PSI

TEMPERATURE

-29°C to +121°C continues service

FLEXIBILITY

FSL3

COUPLING

- Swage coupling with integral or welded ends such as hammer union, flanges, hubs
- Vulcanized (In-built) coupling with through (full) bore design with integral or welded end fitting
- Coupling meets NACE MR0175

STANDARDS

- API (American Petroleum Institute) Spec 16C
- ABS (American Bureau of Shipping) and DNV-GL (Det Norske Veritas)
- Type Approved / CDS

OPTIONAL

Stainless steel Armor outer wrap

WARRANTY

24 months limited warranty on manufacturing defect.

LEG JETTING HOSE 2000PSI / 3000PSI



INNER DIAMETER		OUTER DIAMETER		WORKING PRESSURE		MIN BEND RADIUS	WEIGHT
Inch	mm	Inch	mm	PSI	Bar	mm	Kg/m
2	51	3.04	77	2000	140	900	7.0
2 ½	64	3.58	91	2000	140	900	9.5
3	76	4.62	117	2000	140	1200	15.5
3 ½	89	4.85	123	2000	140	1400	15.8
4	102	5.24	134	2000	140	1400	16.0
5	127	6.71	171	2000	140	1450	28.5
6	152	7.70	196	2000	140	1500	35.5
2	51	3.4	86	3000	210	900	10.4
2 ½	64	3.95	100	3000	210	900	12.4
3	76	4.8	112	3000	210	1200	15.1
3 ½	89	5.02	128	3000	210	1400	19.2
4	102	5.48	139	3000	210	1400	21.4
5	127	7.38	187	3000	210	1500	41.5
6	152	8.6	218	3000	210	1600	58

RECOMMENDED

Design for flexible connection between platform main deck and high pressure water systems to break the suction between jackup rig (spud cans) and ocean floor prior to ligting the legs.

CONSTRUCTION

Tube : Nitrile. oil, corrosion, chemical and heat resistance.

Reinforcement : Multiple layers high tensile steel wires.

Cover : Neoprene. oil, UV, ozone, and abrasion resistance designed for harsh environment.

TEMPERATURE

-20°C to +121°C continuous service.

BOP CONTROL HOSE 5000PSI



INNER DIAMETER		OUTER DIAMETER		WORKING PRESSURE		MIN BEND RADIUS	WEIGHT
Inch	mm	Inch	mm	PSI	Bar	mm	Kg/m
3/8	10	1.06	27	5000	345	152	1.3
1/2	12.5	1.22	31	5000	345	229	1.5
3/4	19	1.54	39	5000	345	305	2.0
1	25	1.81	46	5000	345	381	3.1
1 1/4	32	2.28	58	5000	345	457	4.9
1 1/2	38	2.56	65	5000	345	559	5.8
2	51	3.15	80	5000	345	686	8.4

RECOMMENDED

Built for hydraulic system in BOP system control. High pressure, high temperature and flame resistant control lines, complied to API 16D and Lloyds 1000/499 fire test for 5 mins at 1300°C (704°).

CONSTRUCTION

- Tube** : Nitrile.
- Reinforcement** : Multiple layers high tensile steel wires
- Cover** : Chloroprene. Fire

TEMPERATURE

-40°C to +121°C continues service

STANDARDS


Meet API (American Petroleum Institute) 16D and Lloyds 1000/499 fire test

OPTIONAL

Stainless steel armour

FIRE DELUGE HOSE

MEET ISO 15540 & ISO 15541



INNER DIAMETER		OUTER DIAMETER		WORKING PRESSURE		MIN BEND RADIUS	WEIGHT
Inch	mm	Inch	mm	PSI	Bar	mm	Kg/m
2	51	3.15	80	300	20	310	4.5
2 ½	64	3.58	91	300	20	350	6.0
3	76	4.13	105	300	20	500	6.3
3 ½	89	4.57	116	300	20	600	7.0
4	102	5.28	134	300	20	1100	9.3
5	127	6.14	160	300	20	1300	12.8
6	152	7.60	193	300	20	1500	17.5

RECOMMENDED

Design for offshore firefighting system in offshore drilling rig or marine vessel. Hose capable to transfer gasoline, diesel, fuel oil, mud, air. Hose built to withstand direct flame for 30 mins at 800°C.

CONSTRUCTION

- Tube** : Nitrile. Seawater, oil, high temperature resistance.
- Reinforcement** : Multiple layers high tensile steel wires
- Cover** : Chloroprene. Fire, weather and abrasion resistance
- Armoured** : Stainless Steel strip wound

TEMPERATURE

-30°C to +100°C continues service

STANDARDS

Meet ISO 15540 & ISO 15541 at 800°C for 30 mins